

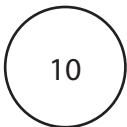

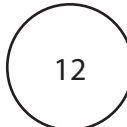
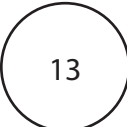

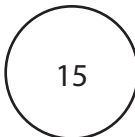
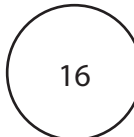
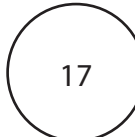
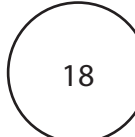
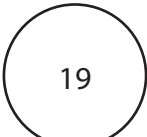
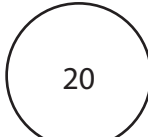
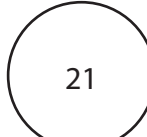
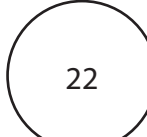
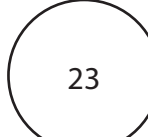

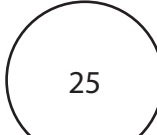
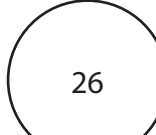

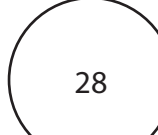
## COME SCEGLIERE LA MISURA DI UN ANELLO

Per scegliere la misura dell'anello segui le indicazioni sottostanti

- 1) Stampa il seguente documento dalla stampante facendo attenzione a non ridimensionare il formato
- 2) Appoggia un tuo anello in modo da far combaciare l'interno dell'anello con uno dei cerchi
- 3) Leggi il numero corrispondente alla misura
- 4) Sul sito seleziona nel selettore della scheda del prodotto desiderato il numero corrispondente alla misura
- 5) Procedi con l'ordine

In caso di dubbio tra due misure si consiglia di scegliere la misura maggiore.

### MISURE DISPONIBILI

 10 15,9 mm	 11 16,2 mm	 12 16,6 mm	 13 16,9 mm	
 14 17,2 mm	 15 17,5 mm	 16 17,8 mm	 17 18,1 mm	 18 18,5 mm
 19 18,8 mm	 20 19,1 mm	 21 19,4 mm	 22 19,7 mm	 23 20 mm
 24 20,4 mm	 25 20,7 mm	 26 21,0 mm	 27 21,3 mm	 28 21,7 mm